

Catalog Number: IR130-525

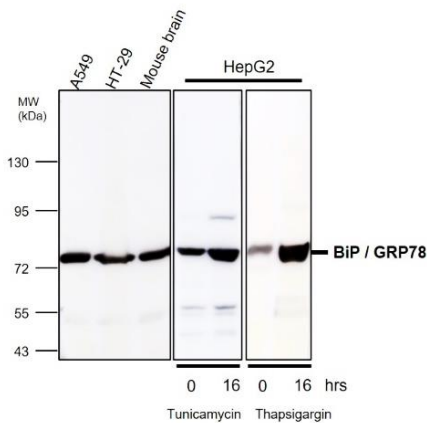
Anti BiP / GRP78 antibody

Package size: 25, 100 μ l
Store at: -20°C
MW (kDa): 78

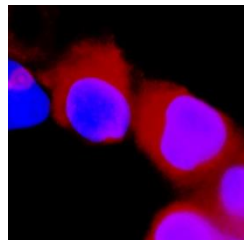
Overview

Product Name	Bip / GRP78 antibody
Product Number	IR130-525
Gene Description	heat shock protein 5
Clonality	Polyclonal
Host	Rabbit
Species Reactivity	Human, Mouse, Rat
Recommended Applications Dilutions	Western Blot 1:2000-1:5000 Immunofluorescence 1:400 – 1:900 Immunohistochemistry (Paraffin) 1:100 – 1:300
Storage Buffer	100mM Tris Glycine, 20% Glycerol (pH7). 0.025% ProClin 300 was added as a preservative
Concentration	0.34 mg/ml
Purity	Affinity column purified
Storage	Store at +4°C for short term storage. Long time storage is recommended at -20°C
Notes	Gently mix before use. Optimal concentrations and conditions for each application should be determined by the user.

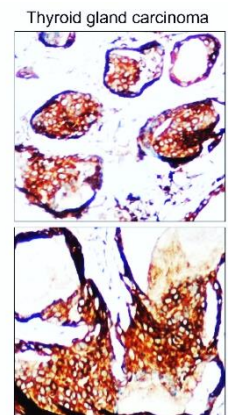
IR130-525 anti-BiP / GRP78 antibody
WB image



IR130-525 anti-BiP / GRP78 antibody
ICC/IF image



IR130-525 anti-BiP / GRP78 antibody
IHC image



Anti-BiP / GRP78 antibody at 1/3000 dilution
Lysate at 40 μ g per lane. This blot was produced using a 7.5% SDS-PAGE. Nitrocellulose membrane was then blocked for an hour before being incubated with IR130-525 overnight at 4°C.

Cells were fixed with 4% PFA for 10 min at RT, permeabilized with 0.1% NP-40 for 10 min at RT then blocked with 5% BSA for 30 min at RT. IR130-525 anti-BiP / GRP78 antibody (red) at 1:500 and 4°C.

Immunohistochemical analysis of paraffin embedded Human cancer tissue labeling BiP / GRP78 antibody with IR130-525 at 1/200.

IReal Biotechnology Co., Ltd.

